

TUBULAR TYPE LEVEL GAUGE

BL SERIES

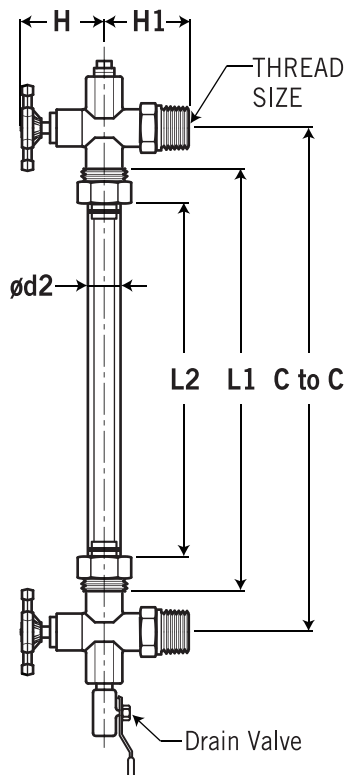
With Protection Support Pipe
Gauge Valves Sold Separately
Economical Type

BL-Series is normally used on non-pressurized and non-dangerous fluid systems with a glass tube or sight, it also can find the utility in the observation of interface or fluid color. Gauge glass is made heat resistant borosilicate.

Technical Data

Suitable Fluid: Water, Oil, other chemical liquid
Gauge Valve Material: SS304 or SS316 available
Gauge Tube Material: DURAN® Glass
Seal Material: Viton or EPDM available
Protection Support Pipe Material: PC
Gauge Valve Function: With or Without ball check
Max. Working Temperature: 120°C
Max. Working Pressure: 5~8 kg/cm²
 (Please also consider of the function of length and temperature.)
Process Connection: 1/2"~3/4" Male Thread; and 3/8"~1" Flange type on request
Process Type: Thread G, NPT, BSPT available
 Flange JIS, ANSI, DIN available
Drain Valve Connection: 1/4" and 3/8" Female Thread G, NPT, BSPT available
Center to Center Length: Max. 1500 mm

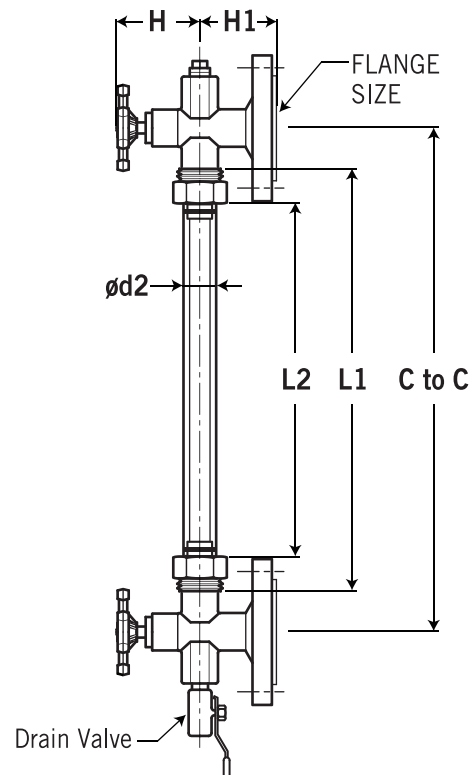
Dimensions-mm



Thread Type

Installation Notice:

For thread type, please use the "Unions" to install the level gauge on the tank.
 And, the unions provide by customer self.



Flange Type

Thread Size	H	H1	d2	L1	L2	Drain Valve	Glass Tube Dimensions
1/2"	59	38	30	47	80	1/4"	① ø13x2.2t
							② ø14x2.2t
3/4"	74	47	36	48	87	3/8"	③ ø16x2.5t
							④ ø18x2.5t
							⑤ ø20x2.5t

- Female or Male Thread 「G, NPT, BSPT」 are on request.
- If the thread size is 「G½"(F)」, the drain valve size is 「G¾"(F)」.

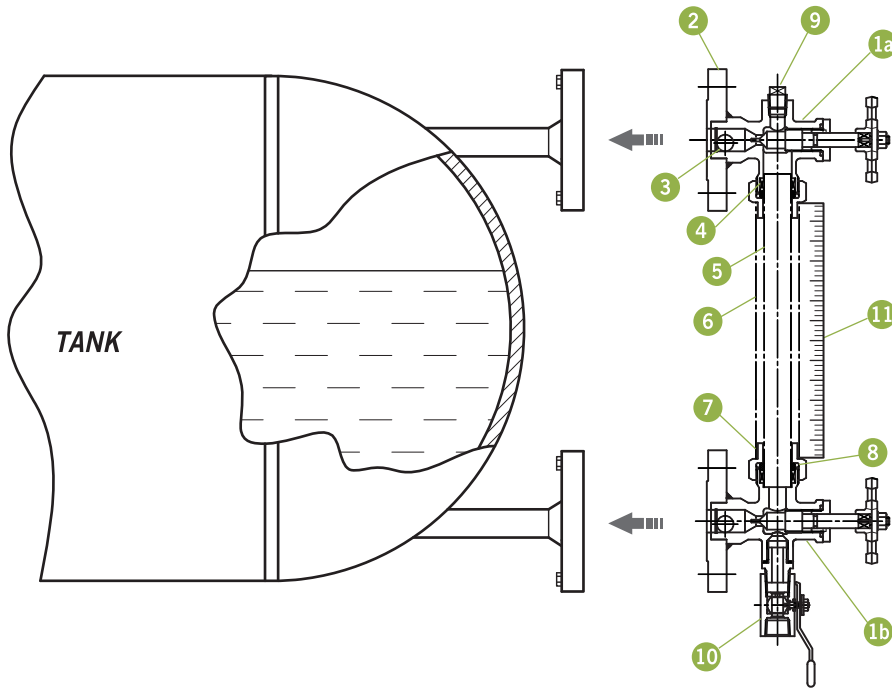


BLT/BLF

Flange Size	H	H1	d2	L1	L2	Drain Valve	Glass Tube Dimensions
3/8"	59	41	30	47	80	1/4"	① ø13x2.2t
							② ø14x2.2t
1/2"	59	41	30	47	80	1/4"	③ ø16x2.5t
							④ ø18x2.5t
3/4"	74	50	36	48	87	3/8"	⑤ ø20x2.5t
1"	74	50	36	48	87	3/8"	

- Flange rating JIS, ANSI, DIN are on request.
- If the thread size is 「G½"(F)」, the drain valve size is 「G¾"(F)」.

Installation & Parts List



ITEM	PARTS NAME
1a	Upper Gauge Valve
1b	Lower Gauge Valve
2	Process Connection
3	Ball Check
4	Gland Packing
5	Glass Gauge Tube
6	PC Support Protector
7	Gland Nut
8	Gland Bush
9	Vent Plug
10	Drain Ball Valve
11	Scale Plate (option)

Ordering Information

Model BLT BLF BLV	with protection support pipe; Thread type
	with protection support pipe; Flange type
	only gauge valves (2 pieces/1 set)
	Code Connection Size
	Thread (A) ½" NPT(M) (B) ¾" NPT(M) (C) G½"(M) (D) G¾"(M) (E) ½" BSPT(M) (F) ¾" BSPT(M)
	Flange (G) ½" JIS 10K (H) ¾" JIS 10K (I) 1" JIS 10K
	(J) ½" ANSI 150# (K) ¾" ANSI 150# (L) 1" ANSI 150# (O) option
	Code Gauge Valve Material
	(1) SS304 (2) SS316
	Code Gauge Tube Material
	1 DURAN® Glass N Without gauge tube (for model BLV only)
	Code Gauge Tube Dimensions
	(1) ø13 x 2.2t mm (2) ø14 x 2.2t mm (3) ø16 x 2.5t mm (4) ø18 x 2.5t mm (5) ø20 x 2.5t mm
	Code Seal Material
	(1) Viton (2) EPDM
Code The Function of Gauge Valve	
(A) With Ball Check (B) Without Ball Check	
Code Drain Valve Type	
(1) Ball Valve (2) Plug (3) Needle Valve	
Code Vent Valve Type	
(1) Ball Valve (2) Plug (3) Needle Valve	
Code Center to Center Length (C to C)	
Please directly fill out the length as you required. (Max. 1500mm)	
Code Protection Support Pipe	
(W) With PC (N) Without	
Code Scale Plate	
A With	
B Without	