

STRAINER ST SERIES

The ST Series strainer is convenience design used in applications where the flow can be caught the unwanted solids from fluids by basket screen. The material consist of SS304, SS316 and Cast Iron as well as Carbon Steel upon request. The body of ST Series was made by cast material.

Standard Design Features


- In lin connections
- Compact, light weight fabricated vessels
- Large capacity basket
- Heavy duty basket design-long life
- Basket material of SS316, SS304
- Screen mesh lined baskets from 20 to 200
- All strainers are in hydraulics tested to 1.5 times of flange pressure rating (max. pressure limited)
- Flange rating: Cast Iron for 10K and ANSI 150# only

Dimensions-mm

Diameter (mm)	Flange Rating	Dimension (mm) (Tolerance: ± 2 mm)			Approximate Weight (KG)
		L	H	H1	
15	JIS 10 kgf/cm ² FF	183	155	100	4.5
	JIS 20 kgf/cm ² FF	198	155		
	ANSI 150# RF	183	155		
	ANSI 300# RF	198	155		
20	JIS 10 kgf/cm ² FF	183	155	100	4.5
	JIS 20 kgf/cm ² FF	198	155		
	ANSI 150# RF	183	155		
	ANSI 300# RF	198	155		
25	JIS 10 kgf/cm ² FF	233	220	150	12
	JIS 20 kgf/cm ² FF	248	220		
	ANSI 150# RF	233	220		
	ANSI 300# RF	248	220		
40	JIS 10 kgf/cm ² FF	288	260	160	16
	JIS 20 kgf/cm ² FF	308	260		
	ANSI 150# RF	288	260		
	ANSI 300# RF	308	260		
50	JIS 10 kgf/cm ² FF	323	275	175	25
	JIS 20 kgf/cm ² FF	343	275		
	ANSI 150# RF	323	275		
	ANSI 300# RF	343	275		
65	JIS 10 kgf/cm ² FF	323	310	200	30
	JIS 20 kgf/cm ² FF	343	310		
	ANSI 150# RF	323	310		
	ANSI 300# RF	343	310		
80	JIS 10 kgf/cm ² FF	388	360	250	37
	JIS 20 kgf/cm ² FF	408	360		
	ANSI 150# RF	388	360		
	ANSI 300# RF	408	360		
100	JIS 10 kgf/cm ² FF	423	380	250	60
	JIS 20 kgf/cm ² FF	448	380		
	ANSI 150# RF	423	380		
	ANSI 300# RF	448	380		
125	JIS 10 kgf/cm ² FF	472	430	300	75
	JIS 20 kgf/cm ² FF	498	430		
	ANSI 150# RF	472	430		
	ANSI 300# RF	498	430		
150	JIS 10 kgf/cm ² FF	473	560	400	90
	JIS 20 kgf/cm ² FF	498	560		
	ANSI 150# RF	473	560		
	ANSI 300# RF	498	560		
200	ANSI 150# RF	638	700	510	—
	ANSI 300# RF	658	700		
250	ANSI 150# RF	778	900	660	—
	ANSI 300# RF	-	-		

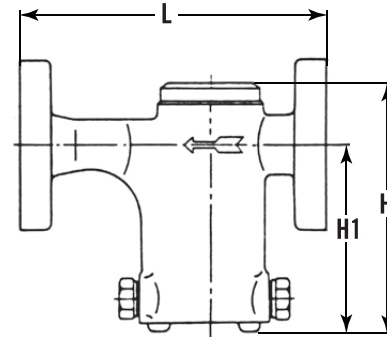
Approvals:

CE 1128

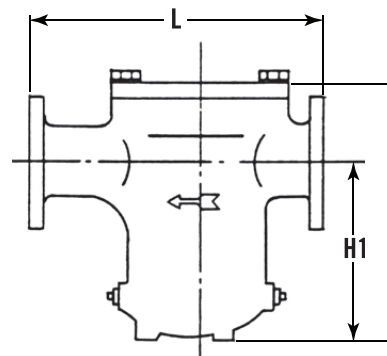


Model: ST
(Standard Type)

Model: STH
(Clamp Fixed Cover Type)

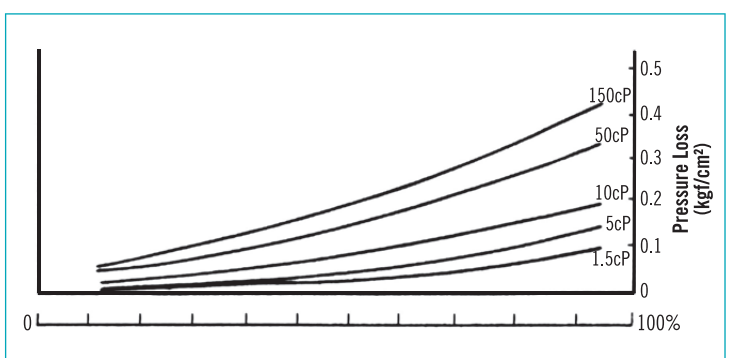


ST1-Standard type
Size 15~20mm



ST2-Standard type
Size 25~250mm

Pressure Low Characteristics



Ratio of Free Screen Area to Pipe Area

Screen Mesh Size	20 mesh	40 mesh	60 mesh	80 mesh	100 mesh	120 mesh	200 mesh
½"	18.2	18.6	15.7	13.3	12.6	13.43	11.78
¾"	7.7	7.9	6.7	5.7	5.3	5.7	5
1"	9.9	10.1	8.5	7.2	6.8	7.27	6.38
1½"	6.2	6.3	5.3	4.5	4.3	4.56	4
2"	5.5	5.6	4.7	4	3.8	4.05	3.55
2½"	4.1	4.2	3.5	3	2.8	3	2.63
3"	4.2	4.3	3.6	3.1	2.9	3.11	2.73
4"	2.8	2.8	2.4	2	1.9	2.05	1.8
5"	3	3.1	2.6	2.2	2.1	2.21	1.94
6"	2.8	2.9	2.4	2.1	1.95	2.08	1.83
8"	2	2.1	1.8	1.5	1.41	1.5	1.32
10"	2.1	2.2	1.8	1.5	1.46	1.55	1.36

Ordering Information

Code	Model
ST	Nut fixed cover type, standard
STH	Clamp fixed cover type
Code	Connection Size
	(1) 15 (2) 20 (3) 25 (4) 40 (5) 50 (6) 65 (7) 80 (8) 100 (9) 125 (10) 150 (11) 200 (12) 250
Code	Connection Type
	(F) Flange (0) option
Code	Flange Rating
	(A) JIS 10K (only Cast Iron) (B) JIS 20K (C) ANSI 150# (only Cast Iron) (D) ANSI 300# (0) option
Code	Body material
	(1) Cast Iron (2) Steel (3) SS304 (4) SS316 (5) option
Code	Screen Material
	(1) SS304 (2) SS316
Code	Meshes of Screen
	(A) 20 (B) 40 (C) 60 (D) 80 (E) 100 (F) 120 (G) 150 (H) 200
	Complete Ordering Code